

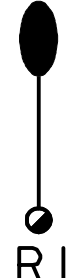
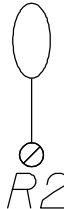
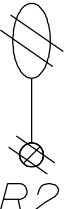




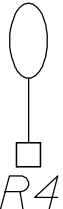










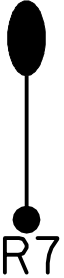
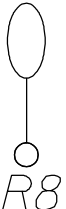
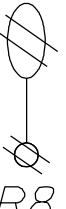



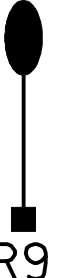
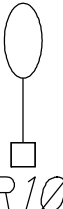
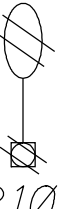

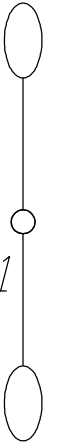
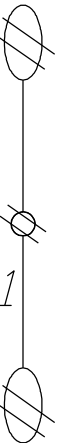
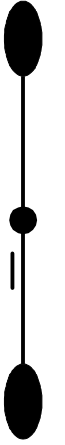
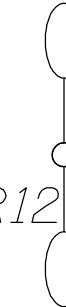





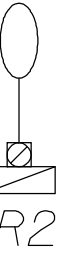
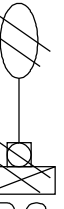

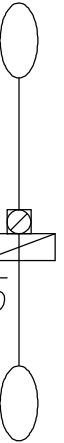
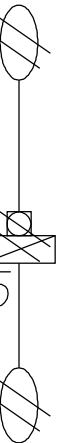

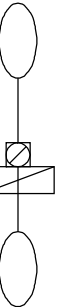
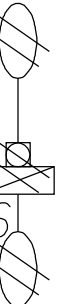





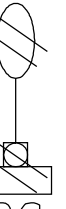

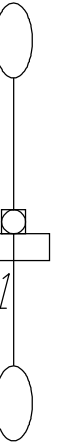
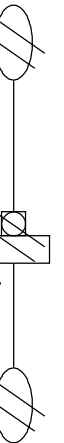

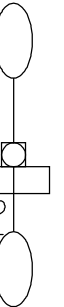
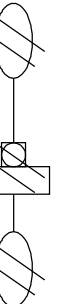

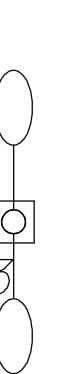
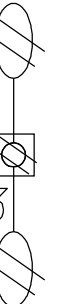



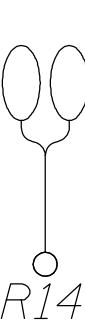


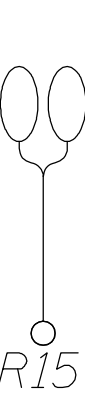


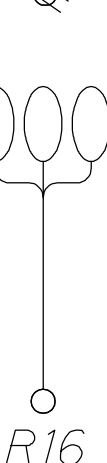
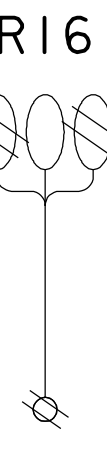
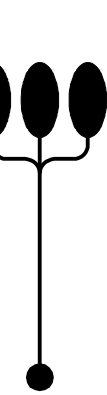
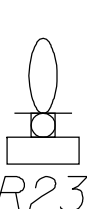
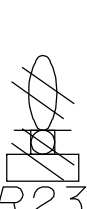

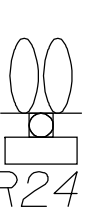
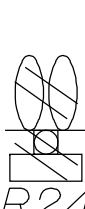

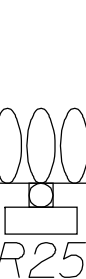


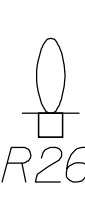


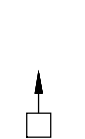


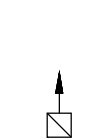


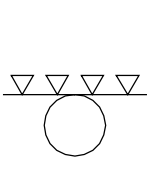
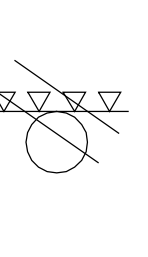
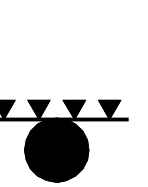
RETROFIT LIGHTING STANDARDS

TYPE	DESCRIPTION
TYPE 1	LIGHTING STANDARD WITH 15' ARM, 30' MOUNTING HEIGHT AND TYPE A, B, C, D LUMINAIRE ON TYPE I, II, OR III CONCRETE BASE
TYPE 2	LIGHTING STANDARD WITH 8' ARM, 30' MOUNTING HEIGHT AND TYPE A, B, C, D LUMINAIRE ON TYPE I, II, OR III CONCRETE BASE
TYPE 3	LIGHTING STANDARD WITH 15' ARM, 30' MOUNTING HEIGHT AND TYPE A, B, C, D LUMINAIRE WITH PARAPET MOUNTING BRACKETS
TYPE 4	LIGHTING STANDARD WITH 8' ARM, 30' MOUNTING HEIGHT AND TYPE A, B, C, D LUMINAIRE WITH PARAPET MOUNTING BRACKETS
TYPE 5	LIGHTING STANDARD WITH TWO 15' ARMS, 30' MOUNTING HEIGHT AND TYPE A, B, C, D LUMINAIRES ON TYPE I, II, OR III CONCRETE BASE
TYPE 6	LIGHTING STANDARD WITH TWO 8' ARMS, 30' MOUNTING HEIGHT AND TYPE A, B, C, D LUMINAIRES ON TYPE I, II, OR III CONCRETE BASE
TYPE 7	LIGHTING STANDARD WITH 15' ARM, 40' MOUNTING HEIGHT AND TYPE A, B, C, D LUMINAIRE ON TYPE IV OR V CONCRETE BASE
TYPE 8	LIGHTING STANDARD WITH 8' ARM, 40' MOUNTING HEIGHT AND TYPE A, B, C, D LUMINAIRE ON TYPE IV OR V CONCRETE BASE
TYPE 9	LIGHTING STANDARD WITH 15' ARM, 40' MOUNTING HEIGHT AND TYPE A, B, C, D LUMINAIRE WITH PARAPET MOUNTING BRACKETS
TYPE 10	LIGHTING STANDARD WITH 8' ARM, 40' MOUNTING HEIGHT AND TYPE A, B, C, D LUMINAIRE WITH PARAPET MOUNTING BRACKETS
TYPE 11	LIGHTING STANDARD WITH TWO 15' ARMS, 40' MOUNTING HEIGHT AND TYPE A, B, C, D LUMINAIRES ON TYPE IV OR V CONCRETE BASE
TYPE 12	LIGHTING STANDARD WITH TWO 8' ARMS, 40' MOUNTING HEIGHT AND TYPE A, B, C, D LUMINAIRES ON TYPE IV OR V CONCRETE BASE
TYPE 1	LIGHTING STANDARD WITH 15' ARM, 30' MOUNTING HEIGHT AND TYPE A, B, C, D LUMINAIRE MOUNTED ON TYPE 1 JUNCTION BOX FOUNDATION
TYPE 2	LIGHTING STANDARD WITH 8' ARM, 30' MOUNTING HEIGHT AND TYPE A, B, C, D LUMINAIRE MOUNTED ON TYPE 1 JUNCTION BOX FOUNDATION
TYPE 5	LIGHTING STANDARD WITH TWO 15' ARMS, 30' MOUNTING HEIGHT AND TYPE A, B, C, D LUMINAIRES MOUNTED ON TYPE 1 JUNCTION BOX FOUNDATION
TYPE 6	LIGHTING STANDARD WITH TWO 8' ARMS, 30' MOUNTING HEIGHT AND TYPE A, B, C, D LUMINAIRES MOUNTED ON TYPE 1 ON JUNCTION BOX FOUNDATION
TYPE 7	LIGHTING STANDARD WITH 15' ARM, 40' MOUNTING HEIGHT AND TYPE A, B, C, D LUMINAIRE MOUNTED ON TYPE 2 JUNCTION BOX FOUNDATION
TYPE 8	LIGHTING STANDARD WITH 8' ARM, 40' MOUNTING HEIGHT AND TYPE A, B, C, D LUMINAIRE MOUNTED ON TYPE 2 JUNCTION BOX FOUNDATION
TYPE 11	LIGHTING STANDARD WITH TWO 15' ARMS, 40' MOUNTING HEIGHT AND TYPE A, B, C, D LUMINAIRES MOUNTED ON TYPE 2 JUNCTION BOX FOUNDATION
TYPE 12	LIGHTING STANDARD WITH TWO 8' ARMS, 40' MOUNTING HEIGHT AND TYPE A, B, C, D LUMINAIRES MOUNTED ON TYPE 2 JUNCTION BOX FOUNDATION
TYPE 13	LIGHTING STANDARD WITH TWO 8' ARMS, 40' MOUNTING HEIGHT AND TYPE A, B, C, D LUMINAIRES WITH SHOE BASE MOUNTED ON BARRIER

SYMBOLS

EXISTING	REMOVAL	PROPOSED
		
		
		
		
		
		
		
		
		
		
		
		
		
		
		
		
		
		
		
		
		

SYMBOLS

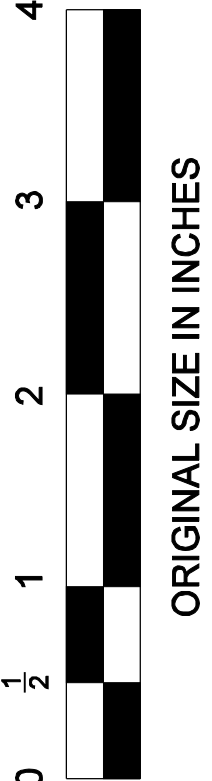
EXISTING	REMOVAL	PROPOSED
		
		
		
		
		
		
		
		
		
		

NOTES:

1. POLE DIMENSIONS ARE THE SAME FOR ALL LIGHT STANDARDS OF SAME NOMINAL MOUNTING HEIGHT, ALTHOUGH ACTUAL LUMINAIRE MOUNTING HEIGHT MAY DIFFER DUE TO TYPE OF MOUNT. FOR DETAILS, SEE STANDARD DRAWINGS.

NOTES TO ENGINEER

1. THESE NOTES TO ENGINEER SHALL NOT APPEAR ON PROJECT-SPECIFIC LEGEND.
2. CONTRACT DOCUMENTS SHOULD REFLECT ONLY THOSE SYMBOLS USED ON THE PROJECT.
3. LIGHTING STANDARDS AND OTHER ELECTRICAL EQUIPMENT SHOWN ON THIS SHEET SHALL BE USED FOR SELECT RETROFIT INSTALLATIONS ON THE TURNPIKE ONLY. SEE THE DESIGN MANUAL FOR MORE INFORMATION.
4. SYMBOLS FOR CUSTOM EQUIPMENT SHALL FOLLOW THE GENERAL CONVENTIONS SET FORTH FOR STANDARD SYMBOLS. ALL CUSTOM SYMBOLS SHALL BE APPROVED BY THE AUTHORITY PRIOR TO USE, AS DIRECTED IN THE DESIGN MANUAL.



NEW JERSEY TURNPIKE AUTHORITY

STANDARD ELECTRICAL LEGEND

-2-

0	5-08	DATE
No.		REVISION

27
69

SCALE: NONE
DATE: MAY 2008